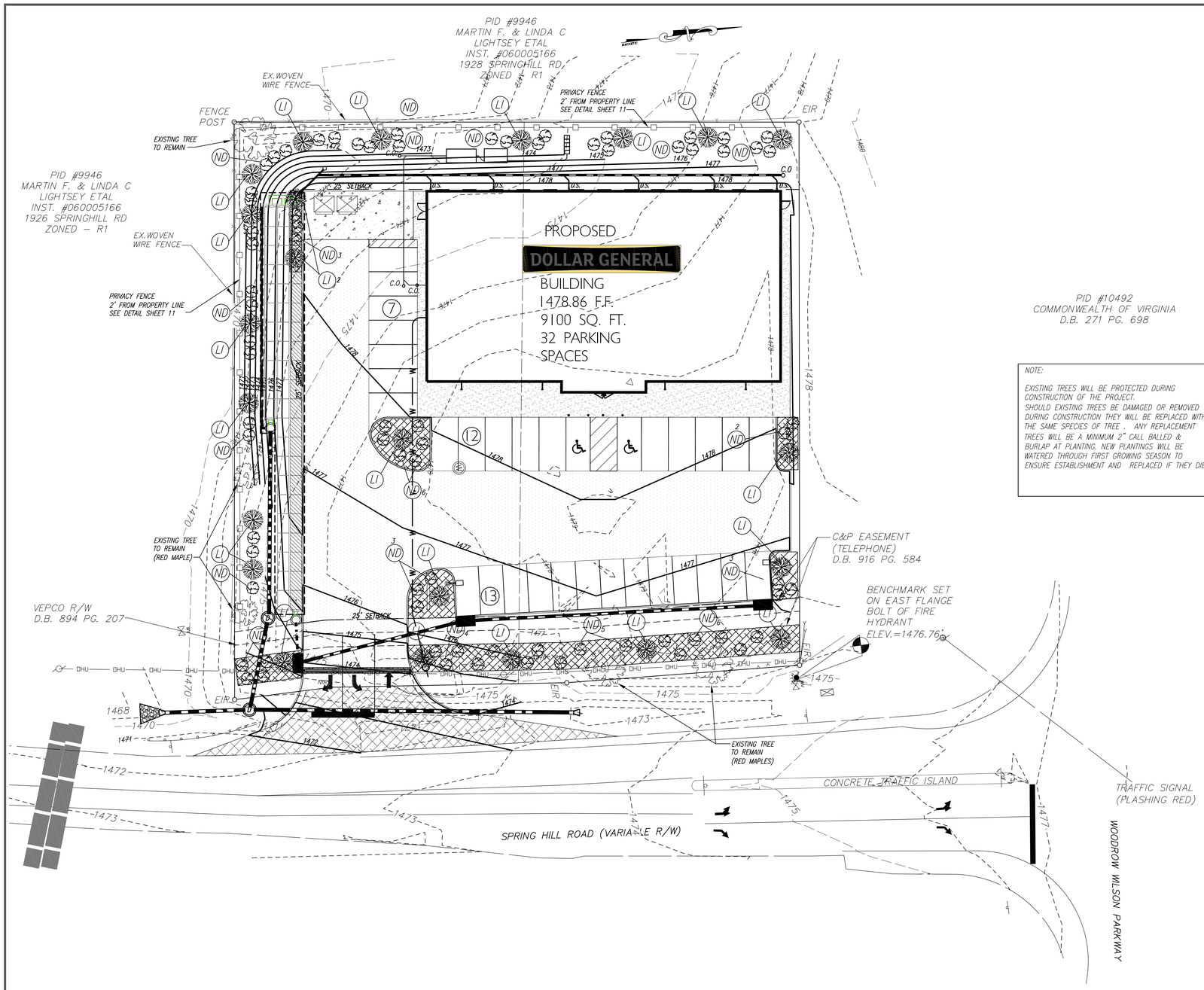

NOTE:

EXISTING TREES WILL BE PROTECTED DURING CONSTRUCTION OF THE PROJECT.
SHOULD EXISTING TREES BE DAMAGED OR REMOVED DURING CONSTRUCTION THEY WILL BE REPLACED WITH THE SAME SPECIES OF TREE . ANY REPLACEMENT TREES WILL BE A MINIMUM 2" CALL BALLED & BURLAP AT PLANTING. NEW PLANTINGS WILL BE WATERED THROUGH FIRST GROWING SEASON TO ENSURE ESTABLISHMENT AND REPLACED IF THEY DIE.

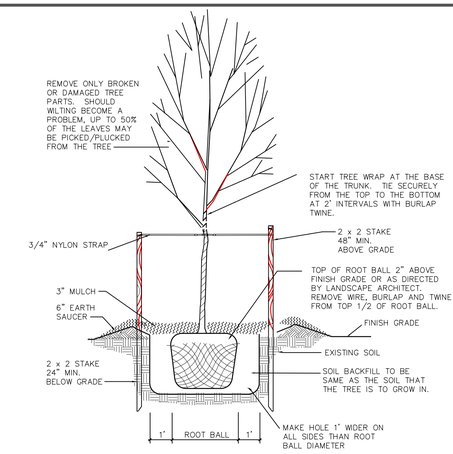

TREE PLANTING

TREES 2–1/2" CAL OR GREATER.
NO SCALE

NOTE:

1. STAKE TREE ONLY IF WIRE BASKET IS REMOVED AT PLANTING OR ROOT BALL IS TOO LIGHT WEIGHT TO HOLD TREE FIRMLY IN SOIL. DO NOT USE RUBBER HOSE AND ROPE OR WIRE FOR STAKING.
2. ALL TREES ARE TO BE NURSERY GROWN AND LOCALLY ADAPTED, BALL AND BURLAP (B&B) PREFERRED (CONTAINER TREES THAT MEET HT AND SPREAD REQUIREMENTS ARE ALLOWED WITH APPROVAL OF LANDSCAPE ARCHITECT.
3. REMOVE ALL TREATED OR PLASTIC-COATED BURLAP, STRAPPING, WIRE OR TWINE FROM ROOTBALL.
4. FOR CONTAINER GROWN TREES, CAREFULLY REMOVE THE PLANT FROM THE CONTAINER AND CUT ANY MATTED OR CIRCLING ROOTS.
5. WATER TREE AFTER PLANTING. FOR MULCH, USE PINE NEEDLES 4 INCHES DEEP (IN LANDSCAPE – 15 FEET AWAY FROM BUILDINGS) OR SEASONED MULCH 4 INCHES DEEP (WITHIN 15 FEET OF ALL BUILDINGS).
6. TREE WRAP IS REQUIRED ONLY WHERE SUN SCALD WILL OCCUR AT TREE TRUNK OR AS DIRECTED BY LANDSCAPE ARCHITECT..

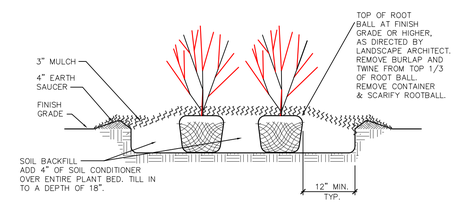

TYPICAL SHRUB PLANTING IN BED

NO SCALE

MULCHING

PLANT LIST

	KEY	QTY	BOTANICAL NAME	COMMON NAME	ROOT	CAL	SIZE HT	SPACING	REMARKS
TREE									
	LI	60	LAGERSTOEMIA INDICA "TONTO"	TONTO CRAPE MYRTLE	B & B	2"	6' HT MIN	8' O.C.	MATCHED MULT-STEM
TOTAL OF 5 EXISTING TREES (RED MAPLES)									
TOTAL OF 18 TREES									
SHRUB									
	ND	37	NANDINA DOMESTICA 'FIRE POWER' DWARF NANDINA		15-18" HT. 18" MIN TIP TO TIP			3' O.C.	

GRAPHIC SCALE

20 0 10 20 40

(IN FEET)
1 inch = 20 ft.

LEGEND:

- EIP–EXISTING IRON
- NIP–NEW IRON PIN/PK NAIL
- C.P.–COMPUTED POINT
- EX R/W DISK
- R/W–RIGHT OF WAY
- OHE–OVERHEAD ELECTRIC
- PIN: TAX PARCEL ID. No.
- SIGN
- BOLLARD
- MAIL BOX
- TELEPHONE PEDESTAL
- ELECTRIC TRANSFORMER
- CABLE TELEVISION
- ELECTRIC METER
- LIGHT POLE
- WITNESS POST
- UTILITY POLE
- GUY POLE
- WATER VALVE
- GAS STORAGE VALVE
- WATER METER
- FIRE HYDRANT
- FIBER OPTICS
- ORNAMENTAL TREE OR SHRUB
- SANITARY SEWER CLEAN–OUT
- SANITARY SEWER MANHOLE
- STORM DRAIN INLET STRUCTURE (YIG)
- TANK FILL COVERS
- STORM DRAIN MANHOLE
- AIR CONDITIONER UNIT
- WELL
- —UT— UNDERGROUND TELEPHONE LINE
- —W— WATER LINE
- —UE— UNDERGROUND ELECTRIC LINE
- —GAS— GAS LINE
- —X— WOVEN WIRE FENCE LINE
- —OHU— OVERHEAD UTILITY LINES
- —OHE— OVERHEAD ELECTRIC LINES
- —SAN— SANITARY SEWER LINE
- —O—O CHAIN LINK FENCE
- — ••• — UNDERGROUND FIBER OPTIC LINE
- M.B.L.–MINIMUM BUILDING LINE
- INST.#–INSTRUMENT NUMBER

LE&D PROFESSIONALS, P.C.
RIVER RUN EXECUTIVE OFFICES
SUITE-B
110 EXCHANGE STREET
DANVILLE, VA. 24541

N.C. LICENSE: # C-2577
V.A. LICENSE: # 0404-001401

PHONE NO. (434) 792-3680
FAX NO. (434) 792-3685

www.landeng.com

DOLLAR GENERAL- STAUNTON, VIRGINIA
JMB INVESTMENT COMPANY LLC.
STAUNTON, VIRGINIA

LANDSCAPING PLAN

COMMONWEALTH OF VIRGINIA
RYAN WILLIAM GATEWOOD
Lic. No. 055108
PROFESSIONAL ENGINEER

NO.	DATE	DESCRIPTION	BY

REVISIONS

Sheet No. 10 of 19

Date: APRIL 11, 2019
Scale: 1"= 20'
Project No.
SCHAND-STVA19\dwg\dwg\F-STVA19-PLAN-1.dwg